

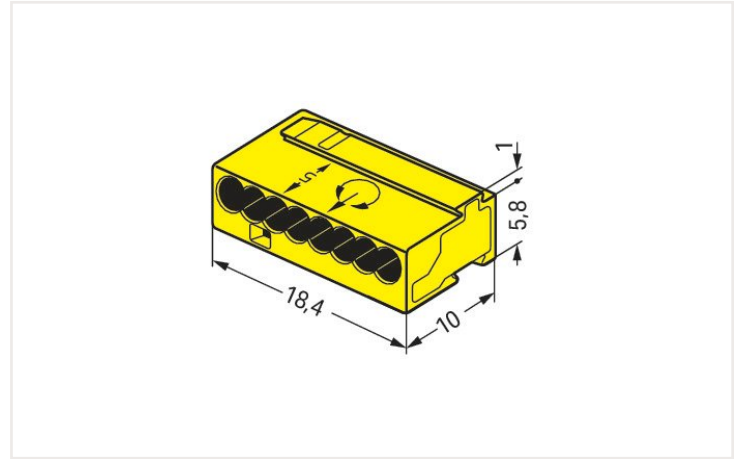
Data sheet | Item number: 243-508

MICRO PUSH WIRE® connector for junction boxes; for solid conductors; 0.8 mm Ø;
8-conductor; light gray cover; Surrounding air temperature: max 60°C; yellow

<https://www.wago.com/243-508>



Color: ■ yellow



Dimensions in mm

Electrical data

Ratings per IEC/EN

Ratings per	EN 60664
Nominal voltage (II/2)	100 V
Rated surge voltage (II/2)	1.5 kV
Rated current	6 A
Legend (ratings)	(II / 2) ≙ Overvoltage category II / Pollution degree 2

Connection data

Total number of connection points	8
Total number of potentials	1
Number of connection types	1
Number of levels	1

Connection 1

Connection technology	PUSH WIRE®
Actuation type	Push-in
Connectable conductor materials	Copper
Solid conductor	22 ... 20 AWG
Conductor diameter	0.6 ... 0.8 mm / 22 ... 20 AWG
Conductor diameter (note)	When using conductors of the same diameter, 0.5 mm (24 AWG) or 1 mm (18 AWG) diameters are also possible.
Strip length	5 ... 6 mm / 0.2 ... 0.24 inch
Wiring direction	Side-entry wiring

Physical data

Width	18.4 mm / 0.724 inch
Height	6.8 mm / 0.268 inch
Depth	10 mm / 0.394 inch

Material data

Note (material data)	Information on material data can be found here
Color	yellow
Cover color	light gray
Fire load	0.019 MJ
Weight	1.4 g

Environmental requirements

Ambient temperature (operation)	+60 °C
Continuous operating temperature	105 °C

Commercial data

eCl@ss 10.0	27-14-11-04
eCl@ss 9.0	27-14-11-04
ETIM 7.0	EC000446
ETIM 6.0	EC000446
PU (SPU)	500 (50) Stück
Packaging type	Box
Country of origin VKOrg Germany	DE
GTIN	4044918502726
Customs tariff number VKOrg Germany	85369010000

Approvals and certificates

Country specific Approvals



Approval	Standard	Certificate name
CCA DEKRA Certification B.V.	EN 60998	NTR NL 7812
CSA DEKRA Certification B.V.	C22.2	70048857
KEMA/KEUR DEKRA Certification B.V.	EN 60998	71-112493

Ship Approvals



Approval	Standard	Certificate name
ABS American Bureau of Ship- ping	-	18-HG1755093-PDA
LR Lloyds Register	EN 60998	04/20013 (E8)

UL-Approvals



Approval	Standard	Certificate name
UR Underwriters Laboratories Inc.	UL 1059	E45172

Downloads

Environmental Product Compliance

Compliance Search	
Environmental Product Compliance 243-508	↓

Documentation

Additional Information		
Technical Section	pdf 2142.18 KB	↓

Bid Text			
243-508	19.02.2019	xml 3.26 KB	↓
243-508	17.05.2017	doc 25.00 KB	↓
ausschreiben.de 243-508			↓

CAD/CAE-Data

CAE data	
EPLAN Data Portal 243-508	↓
WSCAD Universe 243-508	↓

1 Compatible products

1.1 Optional accessories

1.1.1 Marking

1.1.1.1 Marking strip



Item no.: 210-332/575-103
 Marking strips; as a DIN A4 sheet; MARKED; 1-12 (160x); Height of marker strip: 3 mm; Strip length 182 mm; Horizontal marking; Self-adhesive; white

1.1.2 Mounting adapter

1.1.2.1 Mounting accessories




Item no.: 243-112
 Mounting carrier; for 4 connectors; 243 Series; for DIN-35 rail mounting/screw mounting; orange




Item no.: 243-113
 Mounting carrier; for 6 connectors; 243 Series; for DIN-35 rail mounting/screw mounting; orange

Installation notes


Conductor termination



Strip solid conductors to 5 ... 6 mm (0.19 ... 0.23 inch).




Termination: Insert the stripped solid conductor until it hits the backstop.




Removal: Hold conductor to be removed and twist alternately left and right while pulling the connector.

Installation



Connector strips:
Assembling modular connectors into connector strips.

Commoning



Commoned connector strips

Testing



Testing via test port opposite to conductor entry.



The 243 Series can be used in both communication and alarm systems according to the VdS (German Association of Property Insurers) guidelines.

No general approval is given to PUSH WIRE® connectors by the VdS association. The connectors must be tested together with the different parts of the system. The requirements for connectors are specified in the VdS guidelines for junction boxes (VdS 2116) in section 8.7: "The junction box connectors must be designed to guarantee a reliable and stable connection."

The verification of the fulfillment of these requirements is documented in the VDE test report No. 2574-1440-4031 for the insulated 243 Series PUSH WIRE® Connectors.